

Protective GYM FLOOR COVERS

and

HANDLING SYSTEMS

DVD Enclosed - SEE INSIDE BACK PAGE



SAFETY 1ST



Learn more...
covermaster.com

COVERMASTER™
COVERMASTER
COVERMASTER
MASTERS IN THE ART OF SPORTS SURFACE COVERS

President's Message

SAFETY 1ST

Covermaster's strict safety control analysis is configured into all design parameters of the Ultima Series gym floor covers and the patent pending COVERMATE II™.

Contents

Pages are color coded for ease of reference.

	PAGE
• President's message.....	2
• Safety features at a glance.....	3
• Safety outriggers.....	4
• Installation process.....	5
• ULTIMA SERIES™ covers....	6-7
• ULTIMA SERIES COVERMATE II™ details.....	8
• ULTIMA SERIES COVERMATE II™ Facts and Figures.....	9
• MASTER SERIES™ covers...	10
• MASTER SERIES COVERMATE I™	11
• Accessories.....	12-13
• Gym floor cover facts.....	14-15
• Safety review.....	16
• Special checklist.....	17
• Testimonials	18
• Warranty information.....	19
• DVD Video.....	19

COVERMASTER INC.
PROUDLY SUPPORTS THESE
PROFESSIONAL ASSOCIATIONS.



© 2005 Covermaster Inc.
All illustrations, text and overall design are protected by copyrights or patents.
Any reproduction without the express written permission of Covermaster Inc. is strictly prohibited.

As America's leading supplier of protective gym floor covers and inventors of the COVERMATE™ handling system, we are proud to introduce COVERMATE II™.

This brand new system incorporates the following design features to make cover installation and removal even more efficient while ensuring the highest degree of personal safety:

- Extendable outriggers for unsurpassed overall stability
- 6 casters instead of 4 for easier movement and better load distribution
- Special roller collars to eliminate finger pinch points
- Safety bolts that hold cover rollers captive to prevent roller 'pop-ups', while still providing friction free rolling operation
- Separate, easy to locate, foot operated floor locking brakes
- Roller brackets mounted with shock absorbing rubber pads
- Heavy duty, tubular frame for greater overall structural strength needed to safely handle load bearing requirements of the heaviest of covers

Over twenty years ago, COVERMASTER gained its industry leadership with the introduction of COVERMATE™, the very first mobile, gym floor cover handling system that made it possible for just two people to install or remove a complete gym floor cover in less than 30 minutes. It was so well received, that today it remains the most widely used method of floor cover handling.

While many look-alike systems have since appeared, none have been designed to acceptable safety standards. Meanwhile, Covermaster continues to lead the way with the introduction of COVERMATE II™. This totally redesigned system is the result of more than 20 years of hands-on experience and extensive user feedback.

The only storage system in the industry designed by a certified professional engineer, COVERMATE II™ embodies a wealth of incomparable advances in safety and handling. With patents pending on all proprietary engineering and safety components, COVERMATE II™ will stand alone for many years to come. We believe that this industry innovation is so important, that we created the SAFETY 1ST program, which you will see throughout this catalog. This is your assurance that the Gym Floor Cover Systems available from Covermaster are quite simply the safest available.

This brochure also describes our two main gym floor cover models, the ULTIMA and MASTER SERIES. The ULTIMA SERIES™ represents the industry's finest, most durable and versatile line of covers. Manufactured to the highest industry standards using the knife/spread coating method, the Ultima Series is the most unique cover offering available. Not only do the slip resistant surfaces meet ADA friction co-efficient requirements, but their decorative appearance truly creates a floor covering that transforms any gymnasium into an elegant setting for any occasion. We can even color match the covers to your decor. Nothing else compares to the ULTIMA SERIES™.

The MASTER SERIES™ floor covers are Ultra-Durable 3-Ply Fabrics manufactured from a reinforced polyester core with an even coating of PVC on both sides. They are top-of-the-line, industry standard covers that will meet the demands of the most budget conscious buyer, while still offering superior performance over competitive models.

We are very proud of the quality and range of our product offerings. Unlike other manufacturers and catalog companies, sports surface covers are our only business. Since we are the manufacturer, we provide better customer service. As the industry's only true specialists, we offer better insight into your needs, due to our greater experience.

We stand behind all our products personally. If there is ever a problem, you will deal directly with us through your personal sales representative. You will never be handed off to a third party manufacturer that you don't know, only to be told that the product you purchased has a pro-rated warranty.

Our specialization means worry free service for you throughout the life of your Gym Floor Cover System.

Please, take a few minutes to read through this catalog and you'll be able to make an informed decision when the time comes to purchase a gym floor cover system or replace an existing one.

Sincerely,

Bob Curry, President,
Covermaster Inc.



Bob Curry

covemaster.com email: info@covemaster.com

COVERMASTER INC., 100 WESTMORE DR., 11-D, REXDALE, ON M9V 5C3 - 1-800-387-5808 TEL 416-745-1811 FAX 416-742-6837

Industry Leading Safety Features

Raising the Safety Bar in Gym Floor Cover Handling...

Heavy duty, 1 1/2" and 2" tubular frame in a very durable, powder coat finish.


Patented roller bracket with smooth running Delrin roller bearings.

Safety bolt holds roller captive to prevent 'pop-ups'.*

Brush mount for patented COVERCLEAN™ with spring loaded locking pin.

Unique safety outriggers provide incomparable overall stability.*

Adjustable outrigger casters allow for easy movement of COVERMATE II™.*



Brackets are mounted with 1/8" thick, shock absorbent rubber pads.

Roller collar* holds roller captive and eliminates finger pinch points.

Locking pin secures outrigger in extended or retracted positions.

Outriggers are finished in bright orange for added visibility.

Foot operated, easily accessible, pressure floor locks* secure COVERMATE II™ in place.

3 casters at either end, one of which is offset for best weight distribution and floor protection.*

...by the company that started it all!

* Patent Pending

As part of our **SAFETY 1ST** program, Covermaster recommends that before use, all operating instructions are read, understood and followed.

covermaster.com email: info@covermaster.com

COVERMASTER INC., 100 WESTMORE DR., 11-D, REXDALE, ON M9V 5C3 - 1-800-387-5808 TEL 416-745-1811 FAX 416-742-6837

SAFETY 1ST

ULTIMA SERIES
COVERMATE II™

Gym floor cover handling made safer...



With COVERMATE II™ locked in place, the cover sections are pulled off their rollers simply by walking them across the gym. With outriggers extended there's no chance of tipping.



Safety outriggers retracted...



Safety outriggers extended...

covermaster.com email: info@covermaster.com


COVERMASTER INC., 100 WESTMORE DR., 11-D, REXDALE, ON M9V 5C3 - 1-800-387-5808 TEL 416-745-1811 FAX 416-742-6837

ULTIMA SERIES COVERMATE II™


Install or remove a cover in just 30 minutes



Install...



Remove...



Sweep...



Store...

INSTALL A COVER...

With the cover loaded on COVERMATE II™, just move it into place at one end of the gym or court and engage the foot operated locking brake.

Next, pull a cover section off its roller by walking it over to the other end of the gym while overlapping each section. Repeat the process for each cover section. Finish installation by taping all overlaps.

REMOVE A COVER...

After attaching a cover section to a roller using the QuickClips™, wind it back up on COVERMATE II™ with the supplied hand cranks.

The optional POWERMATE™ power winder can make this easy job even easier.

SWEEP A COVER...

With COVERMATE II™ locked in place, just slide a cover section through the optional, patented ULTIMA SERIES COVERCLEAN™ brush assembly and attach it to a roller with the patented, push-on QuickClips™.

While you wind up the cover, dust and debris are swept from both sides of the cover simultaneously.

Only COVERMASTER offers a dual brush assembly.

STORE A COVER...

With all cover sections back on their rollers, the COVERMATE II™ storage system is easily wheeled into any convenient storage area, ready for the next event.

covermaster.com email: info@covermaster.com

COVERMASTER INC., 100 WESTMORE DR., 11-D, REXDALE, ON M9V 5C3 - 1-800-387-5808 TEL 416-745-1811 FAX 416-742-6837

ULTIMA SERIES Gym Floor Cover Models

Distinctly Superior Gym Floor Covers

- ULTIMA 5000 •ULTIMA 4000 •ULTIMA 3000

COVERMASTER **Ultima Series** covers are manufactured using the knife/spread coating process. Knife/spread coating literally coats the woven polyester core with liquid polymer to produce various weights of covers depending on the amount of polymer. The knife applies the polymer under pressure thereby fully saturating the core's weave to produce a single, totally integrated material after cooling. Because the coating cannot separate from the core, knife/spread coated materials are more durable and maintain their appearance, even under frequent use.

While some companies simply offer covers by weight, we believe that better surface protection means better performance. That is why our **Ultima Series** far exceeds any other cover available. Made from the highest quality chemical components, the **Ultima Series** Gym Floor Covers are safer and more durable than a laminated or extruded fabric. In terms of chemistry, the compound consists of: more permanent plasticizers for greater compound performance; the highest performing lightfast pigment for superior color stability; quality resins for a stronger performing polymer compound; and required additives for flame and anti fungal resistance.

Additionally, we finish each **Ultima Series** cover with its own unique anti-slip decorative pattern. Not only does this create a safer surface to walk on for all patrons, but it also enhances the appearance of any room. While competitive models are simply standard tarps that look as such, the Ultima Series covers create an elegant setting for any event.

No other company puts as much research, time and effort into creating better Gym Floor Covers than Covermaster. The result of this effort is the **Ultima Series**.

KNIFE/SPREAD COATING PROCESS



Here the liquid polymer flows onto the core fabric.

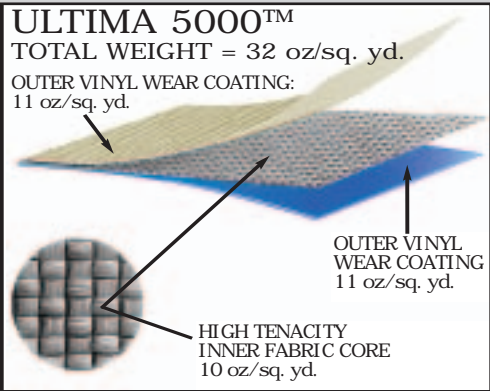


A knife and roller press spread the polymer into the core for complete saturation.

ULTIMA 5000™

A HEAVY DUTY, EXTRA THICK, RIPPLE PATTERN, SLIP RESISTANT COVER

- ✓ High wearing, decorative, ripple patterned top surface
- ✓ Thick outer wear coatings
- ✓ Superior tear resistance
- ✓ Can be used either side up
- ✓ Designed for high frequency use
- ✓ Suitable for any event
- ✓ In single or dual color combinations
- ✓ ADA compliant, anti-slip friction co-efficient rating of 1.80

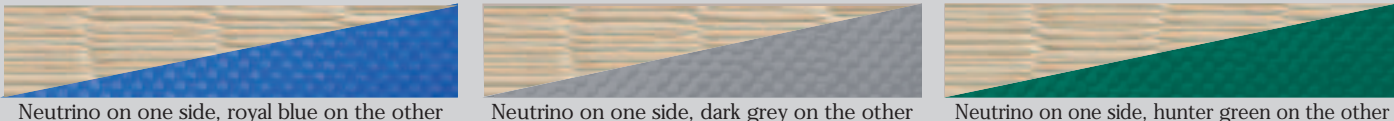


The knife-coating process and specifications

For the ultimate in protection, COVERMASTER offers the ULTIMA 5000™. It's our thickest, most durable cover with a slip resistant surface. This superior model provides incomparable protection against possible damage from high heels, chairs, table legs and other abrasive items.


One touch and you'll be convinced. Nothing else compares.

STANDARD DUAL COLOR COMBINATIONS



15
YEAR
WARRANTY

OPTIONAL COLORS FOR SINGLE AND DUAL COLOR COMBINATIONS * Ask for minimum quantity requirements and pricing details



*In addition to the above shown colors, a custom color matching service to co-ordinate colors with any decor is readily available. Please ask for details.

covermaster.com email: info@covermaster.com

COVERMASTER INC., 100 WESTMORE DR., 11-D, REXDALE, ON M9V 5C3 - 1-800-387-5808 TEL 416-745-1811 FAX 416-742-6837


ULTIMA SERIES Gym Floor Cover Models

ULTIMA 4000™

A HEAVYWEIGHT, DIAMOND TREAD-PLATE PATTERN, SLIP RESISTANT COVER

- ✓ Diamond tread-plate pattern, anti-slip top surface
- ✓ Can be used either side up
- ✓ Designed for high frequency use
- ✓ Suitable for any event
- ✓ In single or dual color combinations
- ✓ ADA compliant, anti-slip friction co-efficient rating of 0.61

This cover will guard against the rigors of heavy traffic events. Tables, chairs, even stage & sound set-ups are a matter of course. The desert sand side, with its anti-slip diamond tread-plate pattern, is best for graduations and commencements, when decor is more important. The darker side is ideal for dances and concerts.



The knife-coating process and specifications

STANDARD COLOR COMBINATIONS



Desert sand on one side, royal blue on the other



Desert sand on one side, dark grey on the other



Desert sand on one side, hunter green on the other

13
YEAR
WARRANTY

OPTIONAL COLORS FOR SINGLE AND DUAL COLOR COMBINATIONS*

Ask for minimum quantity requirements and pricing details



*In addition to the above shown colors, a custom color matching service to co-ordinate colors with any decor is readily available. Please ask for details.

NOTE: Due to limitations in printing and material dyes, the colors shown may vary slightly from the actual cover.

ULTIMA 3000™

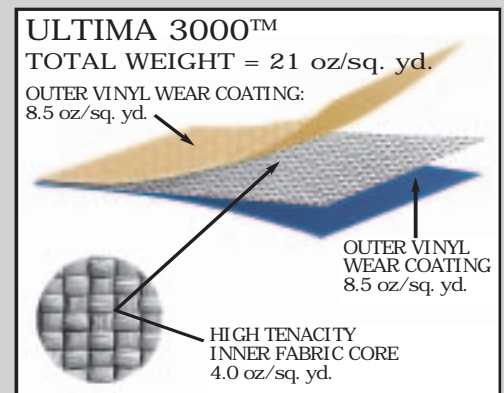
A DELUXE, HIGHLY DECORATIVE, HOLOGRAPHIC CUBE PATTERN, SLIP RESISTANT COVER

- ✓ Exclusive decorative, holographic cube pattern, anti-slip top surface
- ✓ Value priced
- ✓ Can be used either side up
- ✓ Designed for high frequency use
- ✓ ADA compliant, anti-slip friction co-efficient rating of 0.66

The twilight gold, holographic cube pattern, slip resistant surface is perfect for more formal occasions because it will give your gym a strikingly decorative look unlike any other cover.


The midnight blue side is perfect for any heavy duty event. Strong and durable, the cover meets all requirements to convert a gym for multi-purpose use and will stand up to repeated use for years to come.

11
YEAR
WARRANTY



The knife-coating process and specifications

STANDARD COLOR COMBINATION



Twilight gold on one side,
Midnight blue on the other

covermaster.com email: info@covermaster.com

COVERMASTER INC., 100 WESTMORE DR., 11-D, REXDALE, ON M9V 5C3 - 1-800-387-5808 TEL 416-745-1811 FAX 416-742-6837

ULTIMA SERIES COVERMATE II™ CLOSE-UP DETAILS

With its many new floor cover handling and safety aspects, COVERMATE II™ incorporates leading edge design that makes it the easiest-to-use cover installation, removal and storage system. Ease of handling and **SAFETY 1ST** were central to its development.

Thanks to professional engineering and the use of premium, stronger components, COVERMATE II™ lifts gym floor cover handling to a whole new level of safety, convenience and durability.



Extendable Safety Outriggers

The bright orange outriggers are key to the safety aspect of COVERMATE II™. In their extended position it is virtually impossible for the system to be tipped over. And because the outriggers run on their own casters, COVERMATE II™ can be moved about the gym with ease.



Powder Coated Tubular Frame

COVERMATE II™ gets its robust strength from the rectangular frame made from 1 1/2" and 2" tubular steel. Powder coated in a rich silvery color, the entire system is as pleasing to the eye as it is outstanding in its performance and ease of use.

Limited storage space?
COVERMATE II™ can be custom
manufactured in many
configurations to meet special
size requirements.



Non-marking Casters

Each of the six Colson brand casters on COVERMATE II™ feature 3/4" thick non-marking Santoprene® SoftTreads which are designed specifically for hardwood gymnasium floors. These noiseless, smooth running treads are a key feature of the precision engineered, ball bearing casters.



Roller Brackets

The patented, rubber mounted, polycarbonate roller brackets feature Delrin roller bearings. Their smooth action allows each cover section to roll on and off COVERMATE II™ with a minimum of effort. A safety bolt prevents roller 'pop-ups' during cover removal while not interfering with the free turning of the roller.



Hand Cranks

COVERMATE II™ comes with two portable hand cranks. These one-piece cranks are made of incredibly strong Lexan polycarbonate for heavy duty use. The long slotted mouthpiece fits snugly into the roller for a secure fit and positive cranking action. If dropped accidentally, it will not damage hardwood floors.



Roller Clips

The specially molded, push-on QuickClips are made of flexible plastic to avoid possible injury. The plastic clips quickly attach the cover sections to their rollers. Just hold the cover against the roller, then slide the clip down and over until it locks in place. The cover is now ready to be rolled back up.



Foot Lock

Custom engineered, this patent pending, foot operated anchoring device locks COVERMATE II™ in place. Simply push the square pedal down to lock. To unlock, just step on the release. There are two foot locks, one on either end. No need to search for caster brakes, as the locks are bolted to the frame.



Roller Collar

Each cover roller is fitted with a yellow collar to prevent sideways movement of the roller. The collar also guards against the possibility that fingers get caught in between the roller and the bracket. Note the safety bolt above the roller that prevents roller 'pop-up' during use.














Ultima Series COVERCLEAN™

This patented assembly of two opposing brushes sweeps debris and dust from both sides of the cover as you wind it up for storage. Simply feed the cover between the two brushes before you attach it to its roller. Each brush consists of two rows of 3" bristles. One row for fine sweeping, the other for heavy debris.

covemaster.com email: info@covemaster.com

COVERMASTER INC., 100 WESTMORE DR., 11-D, REXDALE, ON M9V 5C3 - 1-800-387-5808 TEL 416-745-1811 FAX 416-742-6837

ULTIMA SERIES COVERMATE II™ FACTS AND FIGURES

Feature	Why it's important	Exclusivity
Colson Casters (6" diam. x 2" tread width x 3/4" tread thickness)	• The special casters protect hardwood floors from damage unlike thinner tread designs that are not meant for use on hardwood floors.	 ✓
Six Casters (3 on each end)	• Point load on floor is reduced by more than 33% as compared to other models. • Makes COVERMATE II™ easier to move about than other systems. • Less risk of damage to hardwood floors.	 ✓
Offset Caster (Patent Pending)	• Ensures that at least two casters are always on a different floor board than the other four, reducing the effective load on any individual floor board.	 ✓
Frame and Caster Design	• Specifically designed to store, install and remove a protective Gym Floor Cover. Other systems available are racks that store and dispense lengths of broadloom or carpeting including many that are not meant for use on hardwood floors.	 ✓
Outriggers (Patent Pending)	• Deployed during use, outriggers prevent COVERMATE II™ from tipping (other racks less than 42" wide may tip over during loading and unloading). • Outriggers retract for passage through single doors with 36" clearance. • Adjustable casters mounted at the bottom of each outrigger allow COVERMATE II™ to be easily moved with the outriggers extended. • The brightly colored, safety orange finish ensures high visibility when the outriggers are extended.	 ✓
Roller Collars (Patent Pending)	• Smooth surface eliminates pinch points for fingers. • Compared to other systems, rollers are less subject to sideways movement. • Bright yellow color.	 ✓
Custom engineered	• Designed/certified by licensed engineers to be safe for personnel and floors.	
Tubular Frame	• Manufactured in North America, this unique combination of 1 1/2" and 2" tubular frame is both attractive and unequalled for strength and durability.	
Roller Bearing Brackets	• The Delrin roller bearings are molded into a polycarbonate bracket that ensures a smooth, quiet and friction free operation every time.	✓
Bearing Bracket Design	• The deep, U-shaped roller bracket is fitted with a special safety bolt to hold the roller captive. The bolt eliminates "pop-ups" that otherwise could cause damage or injury.	 ✓
Plastic Roller Clips	• Special pressure clips hold the cover section securely to its roller. • To avoid possible injury, clips are made of flexible plastic. • Custom extrusion molded to snug fit roller's diameter.	 ✓
Universal Design	• Allows for future upgrades of optional accessories and sizes.	✓
Surface Finish	• Durable powder-coat finish preserves attractive look for many years to come.	✓
Rollers	• The 2 1/2" zinc-flo coated, anti-rust, carbon steel rollers are maintenance free, pleasing to the eye and cleaner to handle.	
Plastic Hand Cranks	• Long neck ensures solid contact with fixed pins for secure turning. • Smooth finish prevents friction burns associated with metal cranks. • If dropped, its light weight will not dent hardwood floor unlike metal ones.	 ✓
Frame Mounted Floor Locking Brake (Patent Pending)	• Easy to operate, regardless of caster position. • Superior holding capacity. • No bending over or searching required to locate or operate brake.	 ✓
COVERCLEAN™ (Patented)	• Dual brush assembly sweeps cover on both sides during roll-up. • 2 rows of bristles ensure thorough cleaning.	✓
POWERMATE™	• Lighter and more compact design facilitates easier handling and storage. • Long necked adapter secures contact with locking pins inside the roller.	✓



Denotes safety features exclusive to COVERMATE II™

✓ Item exclusive to COVERMATE II™

covermaster.com email: info@covermaster.com

COVERMASTER INC., 100 WESTMORE DR., 11-D, REXDALE, ON M9V 5C3 - 1-800-387-5808 TEL 416-745-1811 FAX 416-742-6837

MASTER SERIES GYM FLOOR COVER MODELS

MASTER 3200™

**OUR HEAVY DUTY, 32 OZ. COVER
IN A DUAL COLOR COMBINATION**

- ✓ Use either side up
- ✓ Designed for repeated heavy use
- ✓ Suitable for all events

**11 YR.
WARRANTY**

STANDARD DUAL COLOR COMBINATION - Tan/Charcoal



This ultra durable, 3-ply gym floor cover is our industry standard, heavy duty model. As such it is suitable for almost any type of special event such as shows, exhibitions or school dance set-ups including most staging. The MASTER 3200™ is suitable for use with either side up and can be relied upon for years of regular service in any gym or fieldhouse.

MASTER 2700™

**A HEAVY WEIGHT, 27 OZ. COVER
IN A SINGLE COLOR**

- ✓ Use either side up
- ✓ Designed for repeated use
- ✓ Suitable for all events

**10 YR.
WARRANTY**

THREE STANDARD COLORS - Same color on both sides



Tan

Blue

Grey

This very durable, 3-ply gym floor cover combines strength with real economy. Yet it's tough enough and durable enough to be used with tables and chairs at most non-athletic events.

The MASTER 2700™ can be used with either side up and, even with repeated use, will provide excellent protection for many years.

MASTER 2200™

**A MEDIUM WEIGHT, 22 OZ. COVER
IN A SINGLE COLOR**

- ✓ Use either side up
- ✓ Designed for regular use
- ✓ Suitable for most events

**7 YR.
WARRANTY**

THREE STANDARD COLORS - Same color on both sides



Tan

Blue

Green

This durable, 3-ply fabric is manufactured with a reinforcing polyester core and an even coating of PVC on both sides.

With seams as strong as the cover itself, it will provide many years of dependable service for facilities that require more regular use.

MASTER 1300™

**A LIGHTER WEIGHT, 13 OZ.
COVER IN A SINGLE COLOR**

- ✓ Use either side up
- ✓ Designed for periodic use
- ✓ Suitable for many events

**5 YR.
WARRANTY**

FIVE STANDARD COLORS - Same color on both sides



Tan

Grey

Blue

Green

Red

Available in a range of single colors, this 3-ply cover will provide economical protection for your gym floor.

The Master 1300 is ideal for those facilities with less frequent use.

MASTER 600™

**A LIGHT WEIGHT, 6 OZ. COVER
IN A DUAL COLOR**

- ✓ Use either side up
- ✓ Designed for moderate use

**1 YR.
WARRANTY**

STANDARD DUAL COLOR COMBINATION - Blue/Green



Available in a blue/green color combination, this cover is ideal for lower budget applications or where use is expected to be moderate.

covermaster.com email: info@covermaster.com

COVERMASTER INC., 100 WESTMORE DR., 11-D, REXDALE, ON M9V 5C3 - 1-800-387-5808 TEL 416-745-1811 FAX 416-742-6837

MASTER SERIES COVERMATE I™

As an alternative to the new ULTIMA SERIES COVERMATE II™, we will continue to offer the patented MASTER SERIES COVERMATE I™, our original invention to mechanize the handling of gym floor cover installation, removal and storage. This proven system is the most widely used one in North America today.

Available with either six, eight or ten rollers, COVERMATE I™ will satisfy the requirements of most floor cover handling needs. And because of its simpler design it will appeal to facilities with more limited budgets.



COVERMATE I™ lets two people install a standard size cover in 30 minutes or less

Easy to install...

With COVERMATE I™, two people can install or remove a gym floor cover in less than thirty minutes. Just place it at one end of the gym, lock the system in place and walk each cover section over to the other end.

Easy to remove...

To store the cover, attach each cover section to its roller and wind it back up with two standard handcranks. Or get the optional POWERMATE™, a heavy duty power winder with as much as 270 ft-lb of torque that handles the largest and heaviest of gym floor covers. It makes an easy job even easier!

Easy to sweep...

With COVERMATE I™ locked in place, just slide each cover section under the optional, Master Series COVERCLEAN™, a single brush assembly, before attaching it to its roller. While you wind up the cover, dirt and debris are swept from the top side of the cover.

Easy to store...

With the cover sections back on the COVERMATE I™ system, all that's left to do is move it back to your storage area. And yes, COVERMATE I™ will fit through standard double width doors.

Master Series COVERMATE I™ is available in 6, 8 or 10 roller models or in custom configurations or measurements.



POWERMATE™ easily winds up the longest of cover sections



Master Series COVERCLEAN™ sweeps the top side of the cover during windup.



At 42" wide, the Master Series COVERMATE I™ fits easily through standard double doors for storage.

covemaster.com email: info@covemaster.com

COVERMASTER INC., 100 WESTMORE DR., 11-D, REXDALE, ON M9V 5C3 - 1-800-387-5808 TEL 416-745-1811 FAX 416-742-6837

ACCESSORIES

**POWERMATE™ WINDER**

- Portable power winder
- Power assists in rolling up cover sections
- Special adapter head fits inside roller end
- Forward/reverse switch
- Makes an easy job even easier
- Lighter, more compact design
- Storage/carrying case included

**ULTIMA SERIES COVERCLEAN™
DUAL BRUSH ASSEMBLY**

- Reduces manual sweeping of cover
- Saves time and labor
- Sweeps cover on both sides simultaneously as it is rolled up for storage
- Custom fit to Ultima Series COVERMATE II™

**MASTER SERIES COVERCLEAN™
SINGLE BRUSH ASSEMBLY**

- Reduces manual sweeping of cover
- Saves time and labor
- Sweeps cover on top side as it is rolled up for storage
- Fits all Master Series COVERMATE I™ models


**WALK-BEHIND TAPEMATE™**

- A practical, easy-to-use, walk-behind tape dispenser
- Made of heavy gauge steel
- Front wheel applies tape as you walk it along
- Ergonomically designed
- Handle adjusts to person's height
- Applies tape more quickly and easily than by hand
- Drop-in-place tape support for fast roll changeover

covermaster.com email: info@covermaster.com

COVERMASTER INC., 100 WESTMORE DR., 11-D, REXDALE, ON M9V 5C3 - 1-800-387-5808 TEL 416-745-1811 FAX 416-742-6837

ACCESSORIES

**Hand-Held TAPE DISPENSER**

A heavy duty model that stands up to frequent use. The special, ergonomic handle allows a steady grip to facilitate continuous application of the tape more easily and the heavy gauge frame will not twist under pressure. New rolls load quickly.

**SEAMING TAPE**

This extra strength, transparent COVERTAPE™ is made of a special formulated material that makes it easy to apply on the cover and easy to remove after the event. It leaves no sticky residue.

The 3" wide rolls are 36 yards in length and are supplied in cartons of 16 rolls.

Use of tape on overlapping cover sections is recommended to reduce the risk of tripping and to minimize spilled liquids from reaching the hardwood floor.

**PORTABLE STORAGE ROLLERS**

AN ALTERNATIVE TO THE COVERMATE SYSTEMS

These portable storage rollers are made of heavy gauge PVC and are 3" in diameter.

PLEASE NOTE:


These rollers are not required with either COVERMATE™ system

CLEANMATE COVER CLEANER

A concentrated anti-static cleaning solution that is specially formulated to clean and condition all COVERMASTER® gym floor covers.

COVERMATE™ STORAGE COVER

This attractive storage cover keeps your COVERMATE™ system and the gym floor cover clean and ready for the next event. It also discourages unauthorized use and reduces the need for cleaning.



GYM FLOOR COVER FACTS

WHY USE A COVER?

There are three main reasons why athletic facilities should use gym floor covers:

1. To protect the floor when the gym is used for any function other than athletics.
2. To reduce maintenance and refinishing costs.
3. To create a multi-use facility that can also generate rental income.

A hardwood or synthetic floor that's protected by a

COVERMASTER® gym floor cover will help prevent the floor from being damaged by street shoes, chairs and table legs or stained by spills. Obviously, this minimizes floor maintenance costs including floor refinishing and resurfacing.

And by using the gym for events other than athletics, the facility can generate income that can be put to use to meet regular expenses or to finance special equipment.

CONVERTING TO A MULTI-USE FACILITY

There are numerous opportunities for special events. Already, many schools use their gyms for graduations, polling stations and special meetings. However, most gyms can also be used for dances, banquets, concerts, local business shows, fund raising bazaars, etc.

All of these are activities that could produce rental income!

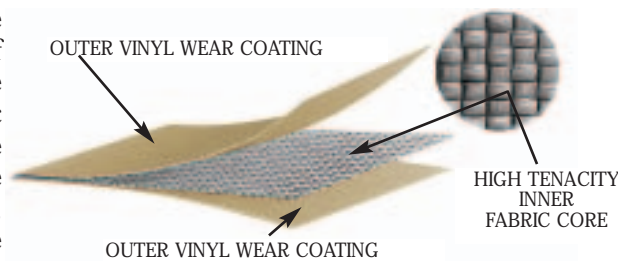
Another good reason for a cover is the occasion when an outdoor event, such as a graduation ceremony, is forced indoors due to inclement weather. A cover lets you quickly convert the gym for this purpose while you protect the floor from the damage you can expect from chairs and street shoes.

NOT ALL COVERS ARE ALIKE

The main differences between the various covers are the thickness of the vinyl wear coating, the surface finish and the strength of the fabric core. The thicker the coating, the more durable the cover. Also, the higher the tenacity of the core fabric, the more the cover will resist abuse and tearing.

All COVERMASTER® covers are coated with an equal thickness of vinyl wear coating on both sides and can be used with either side up. (Covers that are coated unequally are limited to use on one side only).

The cover should meet your needs for strength, durability, general wear and tear, and color choice.



To know which one is best for you, you'll want to consider two main factors: the types of events and the frequency of use. This, of course, depends on local needs and opportunities (see chart on page at right).

For example, many facilities use their gym at least once

a month for dances, concerts, trade shows and other events that require tables, chairs and other furniture. This calls for a cover with a high resistance to tearing and a thick, durable outer wear coating.

The cost of the cover may also be a consideration. In some situations, budget limitations can dictate the type of cover.

TO CLEAN A COVER NOTHING COULD BE SIMPLER

Your COVERMASTER® gym floor cover is easily cleaned using standard industrial cleaning solutions and equipment, or COVERMASTER's CLEANMATE™ anti-static Gym Floor Cover Cleaner.

After each use of the cover all loose debris should be removed using the COVERCLEAN™ brush system or manually by sweeping the cover with a broom or dry mop. Any stubborn stains can be removed with most

types of commercial cleaners. Anti-static cleaner helps to reduce the static build-up during winter months.

Since all COVERMASTER® covers are treated to resist mildew and fungus, spilled liquids and foods are not a problem. Simple cleaning and drying is all that you need to do to keep your cover in top condition for many years to come.

covemaster.com email: info@covemaster.com

COVERMASTER INC., 100 WESTMORE DR., 11-D, REXDALE, ON M9V 5C3 - 1-800-387-5808 TEL 416-745-1811 FAX 416-742-6837

GYM FLOOR COVER FACTS

CHOICE OF COLORS

With today's modern cover manufacturing equipment, COVERMASTER® can supply you with a cover in exactly the color you want. And depending on the type of cover you select, you can even have a cover with one color on one side and a second color on the other side.

HOW TO DETERMINE COLORS

It's easy to select a color once you consider the kind of effect you want to achieve. Some schools want to match one of the wood tones of their hardwood floor, such as light beige.

Others prefer to stay with school colors. The good news is, with a COVERMASTER® gym floor cover, the color choice is yours in the ULTIMA SERIES™.

Today, the majority of schools select a cover that allows them to have a combination of a dark color on one side and a light color on the other. The reason is that a dark background tends to hide the type of stains that you can expect from spills and street shoes during dances and concerts. On the other hand, the light colored side is best if you want the room to have a nice clean appearance for graduations and similar events.

HOW TO DETERMINE SURFACE FINISHES

As part of our SAFETY 1ST program, the final surface finish plays an important role.

The three ULTIMA SERIES™ covers in our line up include an anti-slip surface. Unique to our ULTIMA SERIES covers, these three distinctly different surface finishes were designed with safety in mind. Compare the samples and see for yourself the exclusive patterns of each model.

Surface patterns for all ULTIMA SERIES™ models pass a higher than average slip co-efficient test to qualify for our SAFETY 1ST program and are ADA compliant.

Additionally, you will find that these patterns also create a more elegant atmosphere than will be achieved with smooth finished tarps.

SIZING AND MODEL SELECTION

For ease of handling, we recommend a cover that is made in sections measuring ten feet in width by the length of the floor. For example, a 56' x 100' gymnasium would require a cover manufactured in 6 sections that are each 10' wide x 100' long. This allows some overlap on each section.

ONE PIECE COVERS ARE NOT PRACTICAL

The idea of a cover that consists of one or two large sections may sound appealing, however it is not at all practical. Large sections could weigh between 175 to 450 lbs. For obvious reasons, you'll need more staff to handle a cover of this size.

Also, with larger sections, you have no choice but to fold the cover for storage. This in turn creates the problem of permanent creases.

Select the model from those listed at right or contact us for information on our custom models.

ULTIMA SERIES™	APPLICATIONS	USAGE PER YEAR
ULTIMA 5000™	All events/heavy duty use	Unlimited
ULTIMA 4000™	Graduations, Concerts, Dances, Trade Shows, Table and Chair Set Ups	12 times or more
ULTIMA 3000™	Graduations, Dances, Shows, Table and Chair set-ups	10 - 12 times

CUSTOM MODELS ALSO AVAILABLE

MASTER SERIES™	APPLICATIONS	USAGE PER YEAR
MASTER 2700™	Dances & Graduations, Table and Chair Set Ups	10 times
MASTER 2200™	Graduations, Meetings & Banquets	8 - 10 times
MASTER 1300™	Occasional use	5 - 8 times
MASTER 600™	Less frequent use	Less than 5 times

PROTECTING YOUR INVESTMENT

All COVERMASTER® ULTIMA SERIES™ and MASTER SERIES™ gym floor covers are designed to give you years of trouble free service.

However, to maximize the life of your cover, we highly recommend that you follow a regular cleaning schedule.

Beyond this type of maintenance, special repair kits are available should the cover require minor repairs. Simply follow the instructions included with the kit.

Cover repair kits can be ordered directly from COVERMASTER®.

In North America, just call the 'Coverline'
TOLL FREE 800-387-5808, fax 416-742-6837
or email info@covermaster.com

Internationally, please dial +1- 416-745-1811,
fax +1-416-742-6837 or email info@covermaster.com

covermaster.com email: info@covermaster.com

COVERMASTER INC., 100 WESTMORE DR., 11-D, REXDALE, ON M9V 5C3 - 1-800-387-5808 TEL 416-745-1811 FAX 416-742-6837

SAFETY FEATURES



Rectangular frame provides required overall rigidity and strength during handling.



1 of 3 casters at each end is offset to spread load over larger area and to better protect the floor.



Safety outriggers eliminate risk of tipping. Fitted with adjustable casters for easier mobility.



Safety bolt holds cover roller captive to prevent 'pop-ups'.



Easy-to-find, foot operated floor locks anchor system to floor. More reliable than caster brakes.



Yellow collar holds cover roller captive and eliminates finger pinch points.



Ultima Series cover surfaces are ADA compliant with high, slip resistant co-efficiency ratings.



Oversize 1 1/2" and 2" tubular frame is powder coated for extra durability.



Roller brackets are mounted with 1/8" thick, shock absorbing rubber pads.



Custom made storage cover discourages unauthorized use and reduces need for cleaning.



Non-marking caster treads are 3/4" thick for maximum floor protection.



COVERMATE II™ is a product of certified, professional engineering.

GYM FLOOR COVER FACTS

Check It Out...!

To help you make an intelligent decision in the purchase of a protective gym floor cover and handling system, we're pleased to present you with this checklist.

Please consider these **BEFORE** you make your final choice. Remember, it helps to be informed!

✓ Avoid unsafe systems.

COVERMATE II™ is designed to not tip over. Equipped with extendable outriggers, it's the most stable gym floor cover storage system available. Other racks that are 36" wide or less without outriggers may tip over during use.

✓ Make sure that cover rollers do not sag.

If you can bend an empty roller at the center, even slightly, it will sag when the cover is added. In turn, the roller will not rotate easily causing extra wear and tension on the system. COVERMATE II™ rollers are made of heavy gauge galvanized steel that will not bend when loaded even with long cover sections. The zinc-flo coated finish makes for cleaner handling.

✓ Make sure casters have a minimum 3/4" tread thickness.

Each COVERMATE II™ is fitted with 6 premium quality, non-marking, SofTread Colson brand casters, which make it easier to move around the gymnasium. Less costly systems often come with cheaper, generic casters that can damage hardwood floors.

✓ Avoid systems with just four casters.

Racks that roll on just four casters have poorer weight distribution. This makes it harder to maneuver the rack around the gym and increases the risk of indenting the floor. COVERMATE II™ has six casters - three on either end. This spreads the load more evenly by reducing the point load of each caster by more than 33%, and in turn makes it much easier to move the system around the gym.

✓ Check if system features an offset caster.

Two of the six casters on COVERMATE II™ are offset so that at least two casters are on different floor boards than the other four. This reduces the effective load on any one individual board and instead, spreads the overall load more evenly on the floor.

✓ Is the system designed to deploy a full size gym floor cover?

COVERMATE II™ is designed to handle the highest load requirements in the industry while the six caster concept ensures compliance with point loading recommendations by maple flooring manufacturers. Available with 6, 8 or 10 rollers, each system will let you load enough cover sections to completely cover an average size gym. Other brands are often nothing more than carpet racks with generic casters that do not have the load capacity needed to cover an entire gym.

✓ Not all warranties are created equal.

Be sure to avoid pro-rated warranties. While many companies promise long warranties, the true test is how long they've been specializing in Gym Floor Covers. Companies that specifically manufacture and sell Gym Floor Covers have the most at stake in producing quality systems and standing behind them. Catalog houses and companies that sell one-offs have no control over the product, nor do they have an ongoing interest in quality performance. Also, make sure that the company will be in business long enough to honor any warranties provided.

✓ If you are shopping on-line, be aware of the pitfalls.

Remember, it is very hard to make a decision based on small photos. A Covermaster Gym Floor Cover System is a one-time purchase. At a minimum, you should receive a sample of the material being proposed and a list of references that verifies the quality of both the material and company. Make sure to review any DVD or video provided by the company. Better yet, inspect a system in person. You deserve the best for your facility and your patrons.

✓ Patents ensure you are protected against unsafe products that don't live up to safety standards.

As the innovator and leader in the gym floor cover industry, Covermaster continues to invest in product development and protects these developments with patents. Regrettably, in violation of our patents, Covermaster technologies are being copied. And like all copies, these imitations are superficial. Our competitors simply do not have the experience or the engineering expertise to deliver a product comparable to Covermaster's, which is based on the latest technology, extensive research, testing and expertise gained from thousands of installations worldwide. Carefully review the products and performance characteristics offered by our competitors. It may look like a Covermaster system and feel like a Covermaster cover, but it will not perform as well and as safely unless it is made by Covermaster.

✓ Who will assemble your system?

Covermaster's storage systems are designed for easy assembly with easy to follow instruction sheets. If you prefer, an on-site, professional assembly service is available through Covermaster.

✓ Make sure your delivery requirements are understood.

Not all athletic facilities are designed to handle large freight shipments. At Covermaster, we will work with you to ensure that we know your requirements to ensure that your order is delivered the way you need it, whether you require special delivery equipment, inside delivery or any other service.

✓ Be aware of advertising claims that seem too good to be true.

A gym floor cover is custom manufactured. There's no such thing as a standard cover because not all gyms are the same. Any so called overstocked or end-of-line cover will not adequately protect your floor. How can you overstock a custom made product? Also, resist buying sight unseen. Insist on seeing a sample.

✓ If you want the best, make sure you get the best.

Of three main manufacturing processes to make gym floor covers, the knife/spread coating process is the best. It's a more expensive process, but the cover will provide better protection and will last much longer than a 3-ply or laminated one. When you do the numbers, realize that true value is reflected in annualized cost. A low selling price may turn out to be more expensive in the long run. If you are purchasing a gym floor cover system, it's less expensive to do it right the first time around.

covemaster.com email: info@covemaster.com

COVERMASTER INC., 100 WESTMORE DR., 11-D, REXDALE, ON M9V 5C3 - 1-800-387-5808 TEL 416-745-1811 FAX 416-742-6837

The COVERMASTER Promise

Our promise of superior workmanship and quality of materials is based on the genuine belief that all our products must meet a level of customer expectations that we ourselves would expect from others.

Simply put, our commitment is to establish checks and balances that achieve 100% customer satisfaction with each transaction.

Covermaster will not compromise on that. Not today, nor anytime in the future.

The proof is in the feedback! Here are but a few comments from a long list of satisfied customers...

Very pleased... Covers much admired...

Keith Nicholls, Dir. of Phys. Ed., University of East Anglia, Norwich, England

Excellent quality with competitive prices...

Johnson Bowie, Associate AD, Drexel University, Philadelphia, PA

Very good... Highly recommended...

Dunham Wright, Facility Superv., Florida State University, Tallahassee, FL

Delivered in perfect condition... Best product I looked at...

John Milardo, Spt. of Parks, City of Middleton, Middleton, CT

Customer service great... Even helped us work out special request...

Howard Davis, Activities Dir., Statesboro Church of God, Statesboro, GA

Quality and durability... Ease of handling...

Rusty Asble, Minister of Recreation, First Baptist Church, Decatur, IL

Service excellent... Product arrived as promised...

Tim Brown, Pres., Sports Assoc'n., St. Patrick Church, Commerce Township, MI

Outstanding... I recommend Covermaster...

Gary Huber, Athletic Director, Black Hawk College, Moline, IL

Purchased cover for Lahaina Civic Center and was very satisfied...

Jeff McAnderson, District Supervisor, County of Maui Parks & Rec., Maui, HI

Covermaster was highly recommended by other colleges...

Bernadette Marie, Business Mgr., Ladywood High School, Livonia, MI

Longer lasting... Better quality...

Nancy de la Fuente, Athletic Dir., Sharyland ISD, Mission, TX

Great service...

Kelly Roberts, Sr. Dir. of Wellness, Florida Southern College, Lakeland, FL

covermaster.com email: info@covermaster.com

COVERMASTER INC., 100 WESTMORE DR., 11-D, REXDALE, ON M9V 5C3 - 1-800-387-5808 TEL 416-745-1811 FAX 416-742-6837

WARRANTY STATEMENT

At Covermaster Inc., we are committed to providing the quality in products and services that assures complete customer satisfaction. It's a promise we take very seriously.

That's why every COVERMASTER ULTIMA SERIES™ and MASTER SERIES™ protective gym floor cover is backed with a full warranty against defects in materials and workmanship.

All warranties begin the day your shipment arrives.

Individual cover warranty durations are shown with the description of each cover model in this brochure.

DVD MISSING?

If there is no DVD in the pocket at right, please visit our website at www.covermaster.com to view online, or call 1-800-387-5808 and we will mail you a replacement.

Our expertise
will impress you,
our service
will convince you.



CALL US TOLL FREE
1-800-387-5808

FAX 416-74-COVER (742-6837) • E-mail: info@covermaster.com

covermaster.com



COVERMASTER INC., 100 WESTMORE DR. 11-D, REXDALE, ON, M9V 5C3 TEL 416-745-1811