



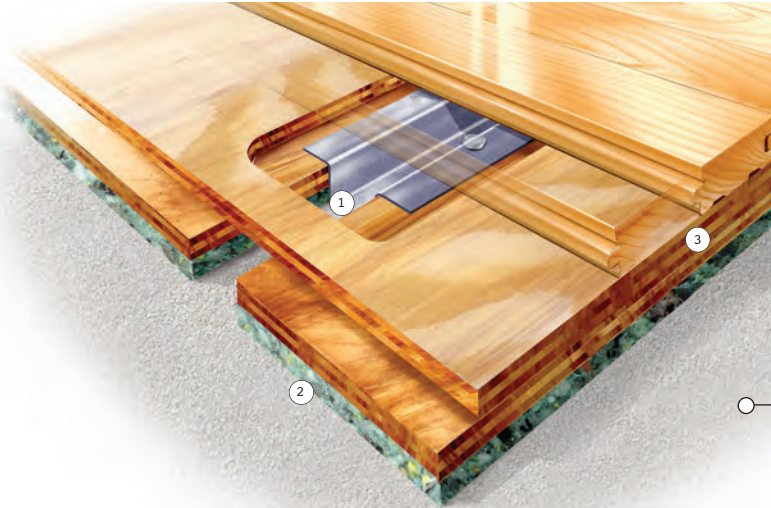
# S-CHANNEL™

F I X E D R E S I L I E N T

FIXED  
RESILIENT  
○○○  
S-CHANNEL

## SYSTEM FEATURES AND BENEFITS

A sports floor system providing the stability of an anchored floor with the uniform resiliency of a floating system, consisting in general of a vapor barrier, blanket pad, steel channel, steel anchors, wood subflooring, maple flooring, sanding, sealers, finishes, game lines and wall base.

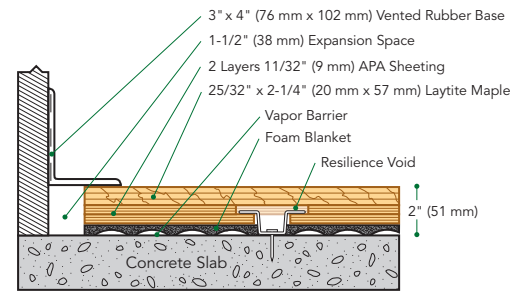


- ① Heavy-duty, buckle resistant steel channel provides great resistance to pin pull through and upward pressure
- ② Rebonded open cell flexible polyurethane foam blanket
- ③ Two layers APA rated plywood sheathing

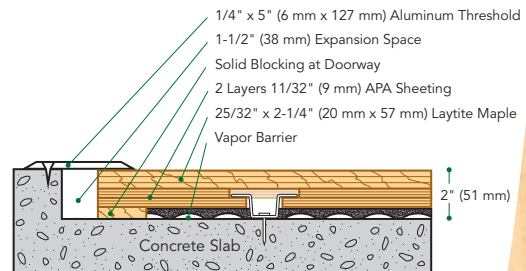
## SPECIFICATIONS

MANUFACTURING	<b>ISO 9001:2000</b> CERTIFIED
U.S. PATENT #	Pending
SYSTEM TYPE	Fixed Resilient
ANCHORAGE	Sectional Channel (Design Group 2)
SUBFLOOR CONSTRUCTION	Plywood Panel
RESILIENCE	Foam Blanket
SLAB DEPRESSION	25/32" (20 mm) flooring – 2" (51mm) 33/32" (26mm) flooring – 2 1/4" (57mm)
DIN STATUS	<b>D·I·N</b> Meets or exceeds all requirements of DIN 18032, Part 2
TESTING LABORATORY	United States Sports Surfacing Laboratory
CERTIFIED TESTING	Laboratory test equipment calibrated and certified through the ISSS
GREEN STATUS	Managed forests, certification available

### WALL BASE DETAIL



### THRESHOLD DETAIL (optional accessory)



### EQUIPMENT DETAIL (optional accessory)

